



Relearning EasyStart – 368

1. Remove the cover and find the jumper (JP1) Please note that you will need to move the black start capacitor slightly to fully expose the jumper pins.




2. Move the jumper block from the Factory Default to the Relearn position as shown in the below examples. We recommend using a pair of needle nose pliers or tweezers.
3. Apply power to EasyStart and start the compressor. Run it for 10 seconds then turn power off.

Factory Default (across pins 3 and 4)



Relearn Position (across pins 4 and 6)



4. Move the jumper block back to the factory position. (across pins 3 and 4). Put the cover back on and do four more starts. Learning is finished.

