



**MICRO-AIR**




Rev 1.00

NOTE: Power should always be turned off when working with electrical components

## Relearning EasyStart – 364

1. Remove the cover and find the jumper (JP1) Please note that you will need to move the black start capacitor slightly to fully expose the jumper pins.







# MICRO-AIR




Rev 1.00


NOTE: Power should always be turned off when working with electrical components

2. Move the jumper block from the Factory Default to the Relearn position as shown in the below examples. [We recommend using a pair of needle nose pliers or tweezers.](#)
3. Apply power to EasyStart and start the compressor. Run it for 10 seconds then turn power off.

**Factory Default (across pins 3 and 4)**



**Relearn Position (across pins 4 and 6)**



4. Move the jumper block back to the factory position. (across pins 3 and 4). [Put the cover back on and do four more starts.](#) Learning is finished.

